

Corning Union High School District

Measure K School Bond

Citizens' Bond Oversight Committee

Annual Report

Presented January 13, 2021

Background Information

In November of 2016, the voters of the Corning Union High School District approved Measure K. The measure asked voters to allow the District to issue \$8,300,000 of bonds to repair/replace leaky roofs, make health, safety and security improvements, update inadequate electrical and technology infrastructure, modernize/renovate outdated classrooms, restrooms, and school facilities and replace temporary portables. Measure K passed with over 64% of voters approving.

The District evaluated its facility needs, and established priorities for use of the bond funds. The majority of the funds would be used to renovate the stadium, add 21 new classrooms (replacing outdated portables), add a restroom facility, improve school safety with increased surveillance, new parking, and a new bell system, and repair the North Gym roof. The costs of these necessary projects is significantly higher than the amount of the local bond, so the District is pursuing additional funding sources including: state new construction funding, state modernization funding, state Career Technical Education (CTE) facilities funding, and United States Department of Agriculture (USDA) funding. In addition to these outside funding sources, the District has budgeted general fund money and developer fee funds to help complete the projects.

Construction Summary to Date

In April 2017, the first proceeds from the sale of bonds came to the District, providing just over \$3,000,000 for construction projects. The first major project addressed with bond funds was the renovation of the stadium. It was deemed the most “shovel ready” of desired projects and was also a project that would directly benefit both students and the community. Another project to be completed with the first funds was an upgrade in Corning Union High School’s surveillance system. Additionally the District planned to use the first disbursement of bond funds to make improvements to a couple of classrooms, replace the roof of the North Gymnasium, and work through the design phase of classroom construction to replace the current H, I, and J wings.

Stadium renovation began in June 2017, the week after graduation. The field was removed and replaced with new sod. Demolition of portions of the old stadium (visitor bleachers, visitor concession, track curb, etc.) began soon after. Construction of the new all-weather track, new paths of travel, new fencing, and new visitor bleachers began next. By the first home football game at the end of August, most of the concrete work was done and the track was level road base. Over the next couple of months, contractors worked around the home football schedule to complete the track and other finishing touches. The track was finished prior to the winter rainy season, and the stadium was officially presented to the community at a ceremony preceding the Gary Burton Invitational Track Meet on May 4, 2018.

There were four unforeseen costs in the stadium construction process. The first occurred when crews were preparing to lay road base for the track. There was significant water seepage coming up from the ground. In order to prevent the moisture from damaging the future track, a layer of lime had to be purchased and spread beneath the road base. Another added cost was the result of needing an appropriate path of travel from the stadium to the restrooms. The third increased cost came when the main sidewalk at the north entry of the stadium was being poured. After looking at the space, it was determined that the original plan of a five foot wide sidewalk would not be sufficient for the level of traffic that would occur there. The sidewalk width was doubled. Lastly, when construction of the long jump runways began, a concern was raised about only having two runways on a day with high winds. An additional runway was added that will allow athletes to avoid jumping into a strong wind while also allowing long and triple jump to occur simultaneously.

At the same time stadium construction was occurring, CUHS was having a new video surveillance system installed. The system that had been in place before was put together in a patchwork fashion over many years. It had approximately 12 cameras and did not provide quality video footage. The new system includes 39 cameras that provide high quality footage stored for approximately 10 days on a server. There were no unanticipated costs to this project.

The next major project with the first disbursement of bond funds was replacing the roof on the North Gymnasium. The roof has been failing for many years and leaks badly during the rainy season. In order to get through the 2017-18 winter, the District used deferred maintenance funds (not bond funds) to temporarily patch the roof while preparing to get bids for the roof replacement. The project went out to bid at the end of February. Harbert Roofing, Inc. was the low bidder. They began work on the roof on May 1 and finished the week before graduation. The new roof has a 20 year no dollar limit warranty.

In November of 2018, the second round (Series “B”) of bond proceeds was received by the District. This funding, along with future Series “C” funds, will primarily be used to replace the H, I, and J wing classrooms. All of these rooms are portables, some over 40 years old. In total, this replacement project will result in 21 new classrooms and one new restroom facility. Based on the timing and amount of bond funds and other funding sources, it was decided that the J wing would be replaced first. The J wing consists of 7 classrooms on the southeast side of the CUHS campus. One of the classrooms is used for moderate/severe special education, so it is nearly twice the size of a normal classroom. In the spring of 2019, site work began for the foundation of 4 of these new classrooms. Immediately following the end of school in June, the demolition of the old J wing began, and the rest of the foundations were started. Throughout the summer, the new classrooms were set on their foundations, a new fire hydrant and water line was installed, site

work/paths of travel were completed around the classrooms, and data/electrical work was completed. Classrooms were ready for the first day of school, August 15th. Landscaping has been completed and new picnic tables and shades were recently purchased for the area.


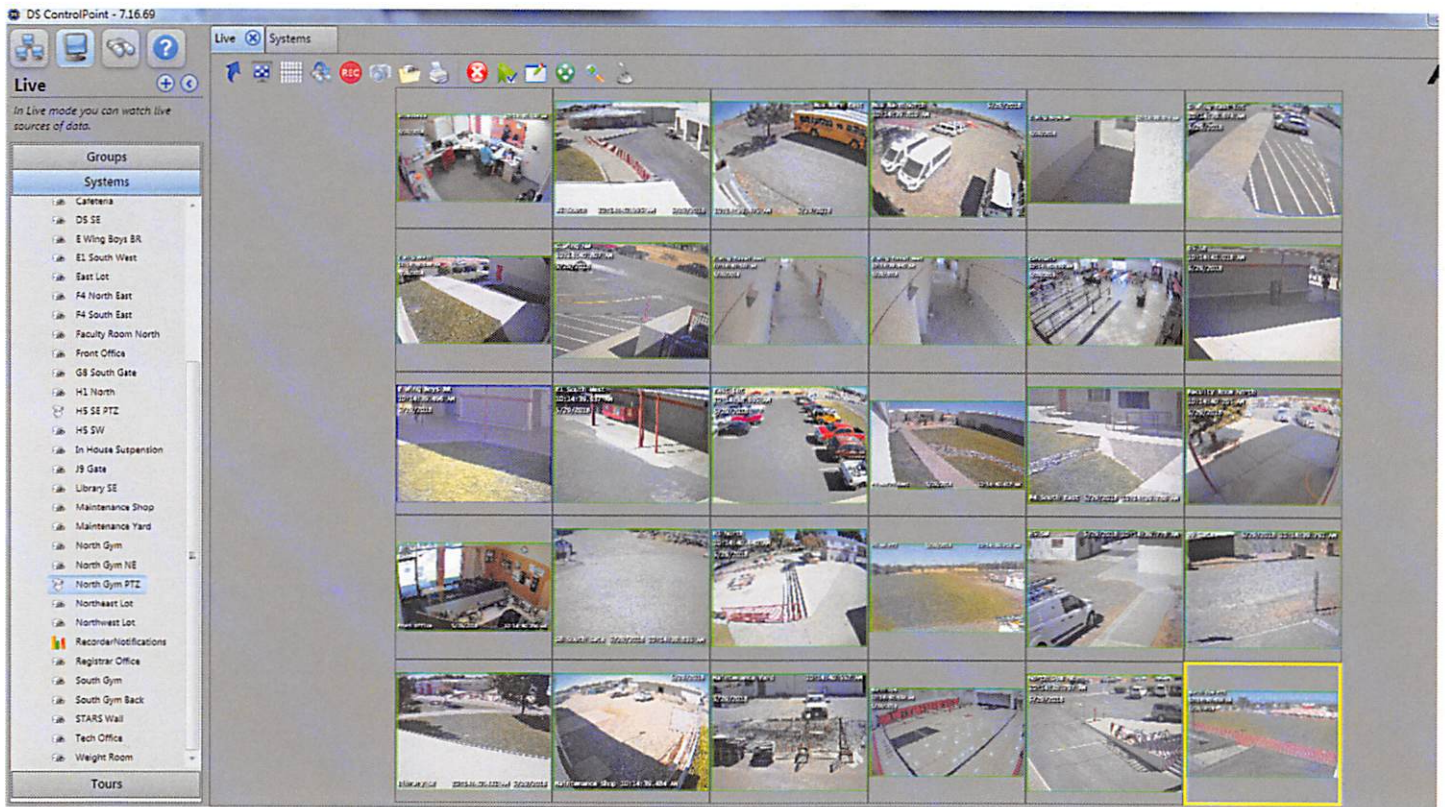
Over the spring and summer of 2020, three more classrooms, new student restrooms, new staff restrooms, and a new food serving room were constructed. These facilities were the first phase of the final 14 classrooms that will be built using the bond funds. These three classes replaced a portion of the old I wing.

Planning for construction of the remaining 11 new classrooms continues and is currently slated to begin in the spring of 2021. This phase will utilize all remaining bond funds, in addition to other District revenue sources such as developer fees, state grants, and general fund dollars. This phase will result in the removal of all remaining classroom portables in the H and I wings. Two of those portables will be relocated to the south side of the South Gym complex for athletic storage. This phase is expected to be completed by the end of the 2021 calendar year.


Stadium Renovation



Surveillance





Temporary Fixes to North Gym Roof (NOT Bond Funds)



Completed New Roof w/ Protected Walkways for Servicing Appliances



New J Wing Classrooms



New J Wing Classrooms



Financial Summary

The following pages include spreadsheets that were reviewed at Citizens' Bond Oversight Committee meetings. The expenditures are tracked as a running list in the first spreadsheet. The expenditures are tracked by project in the second spreadsheet. All bond expenses are included in these lists.

BOND REVENUE/EXPENDITURES

DATE	REVENUE	EXPENDITURES	BALANCE	VENDOR	DESCRIPTION	PROJECT
4/6/2017	3,004,936.00		3,004,936.00	PROCEEDS FROM SALE OF BOND		
5/18/2017		2,335.50	3,002,600.50	DWK	ATTORNEY FEES	GENERAL
5/18/2017		6,200.00	2,996,400.50	DIV. OF STATE ARCHITECT	ACCESS COMPLIANCE	STADIUM/TRACK
5/18/2017		7,990.00	2,988,410.50	ROBERTSON ERIKSON	TOPO/DRAINAGE STUDENT	STADIUM/TRACK
5/18/2017		12,000.00	2,976,410.50	S&P GLOBAL	ANALYTICAL SERVICES	GENERAL
5/25/2017		15.61	2,976,394.89	DWK	ATTORNEY FEES	STADIUM/TRACK
6/14/2017		237.08	2,976,157.81	TRI COUNTY NEWSPAPER	LEGAL AD - NOTICE FOR BID	STADIUM/TRACK
6/30/2017	500.00		2,976,657.81	S&P GLOBAL	EXCESS PAYMENT	GENERAL
7/17/2017		9,978.79	2,966,679.02	STACKHOUSE ATHLETIC	VOLLEYBALL SYSTEM	GYM
8/29/2017		98.00	2,966,581.02	US BANK (CANDY LABS)	LICENSES FOR CAMERA SOFTWARE	SAFETY
8/29/2017		2,748.50	2,963,832.52	DWK	ATTORNEY FEES	GENERAL
8/29/2017		77,662.50	2,886,170.02	DELTA BLUEGRASS	SOD FOR STADIUM	STADIUM/TRACK
8/29/2017		1,081.96	2,885,088.06	EWING IRRIGATION	IRRIGATION FOR STADIUM	STADIUM/TRACK
8/29/2017		447.50	2,884,640.56	JACK SCHREDER & ASSOC.	MODERNIZATION/NEW CONST.	GENERAL
8/29/2017		2,415.00	2,882,225.56	MID PACIFIC ENGINEERING, INC	SOIL TESTING FOR STADIUM	STADIUM/TRACK
8/29/2017		65,175.00	2,817,050.56	NICHOL MELBURG & ROSS.	DESIGN/DOCS/BIDDING	STADIUM/TRACK
8/29/2017		5,000.00	2,812,050.56	PACIFIC BUILDING CCONSULTANTS	ROOF SURVEY	GYM
8/29/2017		337.27	2,811,713.29	ENTERPRISE RECORD	LEGAL AD - STADIUM IMPROV.	STADIUM/TRACK
8/29/2017		25.43	2,811,687.86	DOLLAR GEN. -JB CALCARD	BOND COMMITTEE SUPPLIES	GENERAL
8/29/2017		64.83	2,811,623.03	SAFEWAY - JB CALCARD	BOND COMMITTEE SUPPLIES	GENERAL
8/29/2017		297.00	2,811,326.03	US BANK (CANDY LABS)	CAMERAS & SOFTWARE	SAFETY
8/29/2017		72,435.82	2,738,890.21	ISOM ADVISORS	FINANCIAL ADVISORY	GENERAL
9/6/2017		40.55	2,738,849.66	CORNING ACE HARDWARE	HARDWARE SUPPLIES	H4/5 REMODEL
9/6/2017		3,996.36	2,734,853.30	CORNING CARPET	CARPET FOR H4/5	H4/5 REMODEL
9/6/2017		39.79	2,734,813.51	CORNING LUMBER COMPANY	SUPPLIES FOR H4/5	H4/5 REMODEL
9/6/2017		1,080.65	2,733,732.86	EWING IRRIGATION	IRRIGATION FOR STADIUM	STADIUM/TRACK
9/6/2017		81,978.02	2,651,754.84	GAYNOR TELESYSTEMS	CAMERA SYSTEM	SAFETY
9/6/2017		710.00	2,651,044.84	HIGGINS WEED & PEST	FERTILIZER/HERBICIDE STADIUM	STADIUM/TRACK
9/6/2017		3,506.25	2,647,538.59	JACK SCHREDER & ASSOC.	MODERNIZATION/NEW CONST.	GENERAL
9/6/2017		88.13	2,647,450.46	MCCOY'S HARDWARE	HARDWARE SUPPLIES	H4/5 REMODEL
9/6/2017		6,665.63	2,640,784.83	NICHOL MELBURG & ROSS.	ARCHITECT FEES	STADIUM/TRACK
9/6/2017		2,490.00	2,638,294.83	NORCAL ENVIRONMENTAL	ASBESTOS INSPECTION	CLASSROOMS
9/6/2017		3,200.00	2,635,094.83	RAY DALTON CONSULTING	INSPECTOR OF RECORD	STADIUM/TRACK
9/6/2017		6,322.50	2,628,772.33	ROBERTSON ERIKSON	SURVEYING	STADIUM/TRACK
9/6/2017		164,016.08	2,464,756.25	SNL GROUP, INC	CONTRACTOR FOR STADIUM	STADIUM/TRACK
9/6/2017		30,147.70	2,434,608.55	ZANE SCHREDER	CONSTRUCTION MANAGER	STADIUM/TRACK
10/9/2017		547,889.85	1,886,718.70	SNL GROUP, INC	CONTRACTOR FOR STADIUM	STADIUM/TRACK
10/11/017		10,386.87	1,876,331.83	LEO GUNTHER ENTERPRISES	STADIUM SOUND SYSTEM	STADIUM/TRACK
10/12/2017		378.81	1,875,953.02	US BANK	WIFI EQUIPMENT	H4/5 REMODEL
10/12/2017		1,436.13	1,874,516.89	US BANK	WATER STATIONS/HOSE	STADIUM/TRACK
10/18/2017		320,065.35	1,554,451.54	SNL GROUP, INC	CONTRACTOR FOR STADIUM	STADIUM/TRACK
11/7/2017		15,073.85	1,539,377.69	ZANE SCHREDER	CONSTRUCTION MANAGER	STADIUM/TRACK
11/14/2017		112,413.25	1,426,964.44	BEYNON SPORTS SURFACES	ALL WEATHER TRACK SURFACING	STADIUM/TRACK

11/14/2017		189.48	1,426,774.96	CONSOLODATED ELECTRICAL DIST	ELECTRICAL SUPPLIES	STADIUM/TRACK
11/14/2017		18,202.50	1,408,572.46	DELTA BLUEGRASS	SOD FOR STADIUM	STADIUM/TRACK
11/14/2017		161.25	1,408,411.21	EWING IRRIGATION	IRRIGATION FOR STADIUM	STADIUM/TRACK
11/14/2017		540.00	1,407,871.21	HIGGINS PEST & WEED	FERTILIZER/HERBICIDE STADIUM	STADIUM/TRACK
11/14/2017		29,100.00	1,378,771.21	HUE & CRY	FIRE ALARM PANEL	SAFETY
11/14/2017		332.25	1,378,438.96	J.W. WOOD	VALVE WIRE	STADIUM/TRACK
11/14/2017		4,785.00	1,373,653.96	JACK SCHREDER & ASSOC.	MODERNIZATION/NEW CONST.	GENERAL
11/14/2017		7,374.20	1,366,279.76	MID PACIFIC ENGINEERING, INC	SOIL TESTING FOR STADIUM	STADIUM/TRACK
11/14/2017		13,627.51	1,352,652.25	NICHOL MELBURG & ROSS.	ARCHITECT FEES	STADIUM/TRACK
11/14/2017		337.27	1,352,314.98	RED BLUFF DAILY NEWS	BID ADVERTISING	STADIUM/TRACK
11/14/2017		15,895.87	1,336,419.11	RED BLUFF/NORTH VALLEY FENCE	STADIUM FENCING - VISITOR SIDE	STADIUM/TRACK
11/14/2017		1,959.50	1,334,459.61	DWK	ATTORNEY FEES	GENERAL
11/14/2017		33,750.00	1,300,709.61	DIV. OF STATE ARCHITECT	PLAN REVIEW FEE	CLASSROOMS
11/14/2017		87,150.00	1,213,559.61	DIV. OF STATE ARCHITECT	PLAN REVIEW FEE	CLASSROOMS
11/14/2017		232.43	1,213,327.18	EWING IRRIGATION	IRRIGATION FOR NE STADIUM	STADIUM/TRACK
11/14/2017		26,708.75	1,186,618.43	THE PARK CATALOG HIGHLAND	BLEACHERS	STADIUM/TRACK
12/7/2017		988.94	1,185,629.49	BSN SPORTS	TRACK COVERS	STADIUM/TRACK
12/7/2017		6,994.00	1,178,635.49	DWK	ATTORNEY FEES	GENERAL
12/7/2017		265.94	1,178,369.55	EWING IRRIGATION	IRRIGATION	STADIUM/TRACK
12/7/2017		1,767.50	1,176,602.05	JACK SCHREDER & ASSOC.	MODERNIZATION/NEW CONST.	CLASSROOMS
12/7/2017		667.20	1,175,934.85	MID PACIFIC ENGINEERING, INC	TESTING AGGREGATE/ASHPALT	STADIUM/TRACK
12/7/2017		13,281.86	1,162,652.99	NICHOL MELBURG & ROSS.	ARCHITECT FEES/CLOSEOUT	CLASSROOMS
12/7/2017		1,200.00	1,161,452.99	RAY DALTON CONSULTING	INSPECTOR OF RECORD/CLOSEOU	CLASSROOMS
12/7/2017		53,676.05	1,107,776.94	SNL GROUP, INC	CONTRACTOR FOR STADIUM	STADIUM/TRACK
12/7/2017		1,425.79	1,106,351.15	WESTERN TREE NURSERY	LANDSCAPING NORTH STADIUM	STADIUM/TRACK
12/7/2017		15,073.85	1,091,277.30	ZANE SCHREDER	CONSTRUCTION MANAGER	STADIUM/TRACK
1/2/2018		178,619.75	912,657.55	BEYNON SPORTS SURFACES	ALL WEATHER TRACK SURFACING	STADIUM/TRACK
1/2/2018		3,412.90	909,244.65	DIV. OF STATE ARCHITECT	CLOSEOUT FEES	STADIUM/TRACK
1/2/2018		288.72	908,955.93	EWING IRRIGATION	IRRIGATION NORTHEAST CORNER	STADIUM/TRACK
1/2/2018		6,900.00	902,055.93	ROBERTSON ERIKSON	ENGINEERING	CLASSROOMS
1/2/2018		57,139.25	844,916.68	SNL GROUP, INC	CONTRACTOR FOR STADIUM	STADIUM/TRACK
2/16/2018		297.01	844,619.67	AMAZON CAPITAL SERVICES	WATER BROOM FOR TRACK	STADIUM/TRACK
2/16/2018		1,776.80	842,842.87	DWK	ATTORNEY FEES	GENERAL
2/16/2018		866.25	841,976.62	JACK SCHREDER & ASSOC.	CONF. W/ PROJECT MANAGER	CLASSROOMS
2/16/2018		215.00	841,761.62	LELAND HOGAN	TRANSPORT OF TURF	STADIUM/TRACK
2/16/2018		329,488.53	512,273.09	NICHOL MELBURG & ROSS.	H, I, J WING ARCHITECT FEES	CLASSROOMS
2/16/2018		3,217.87	509,055.22	RED BLUFF/NORTH VALLEY FENCE	GATE FOR NORTH END OF TRACK	STADIUM/TRACK
2/16/2018		30,157.31	478,897.91	RICHEY ATHLETICS	TRACK EQUIPMENT	STADIUM/TRACK
2/16/2018		4,825.00	474,072.91	S&K SEAL & STRIPE	FIXING BLACKTOP DRAINAGE	STADIUM/TRACK
2/16/2018		1,750.00	472,322.91	TITTLE & COMPANY	BOND ANNUAL AUDIT	GENERAL
2/16/2018		738.53	471,584.38	TKO ELECTRONICS, INC	TRACK TIMING SYSTEM	STADIUM/TRACK
2/16/2018		11,565.02	460,019.36	UNIVERSAL ATHLETICS SERVICES	TRACK EQUIPMENT	STADIUM/TRACK
2/16/2018		500.00	459,519.36	URBAN FUTURES INC. ISOM	FILE DEBT TRANSPARENCY REPO	GENERAL
2/16/2018		773.54	458,745.82	W.W. GRAINGER, INC	BLOWER FOR TRACK MAINTENANC	STADIUM/TRACK
2/16/2018		26,750.00	431,995.82	ZANE SCHREDER	CONSTRUCTION MANAGER	CLASSROOMS
2/22/2018		751.20	431,244.62	US BANK	LIGHTING FOR CAMERAS	SAFETY
3/9/2018		760.00	430,484.62	HIGGINS PEST & WEED	FERTILIZER/HERBICIDE STADIUM	STADIUM/TRACK
3/12/2018		30,922.48	399,562.14	NICHOL MELBURG & ROSS.	J WING PLANS	CLASSROOMS

3/12/2018		5,223.72	394,338.42	UNIVERSAL ATHLETICS SERVICES	TRACK EQUIPMENT	STADIUM/TRACK
5/11/2018		376.00	393,962.42	DWK	LEGAL COUNSEL	GENERAL
5/11/2018		115,000.00	278,962.42	HARBERT ROOFING, INC	FIRST PAYMENT ON NEW ROOF	GYM
5/11/2018		247.50	278,714.92	JACK SCHREDER & ASSOC.	MODERNIZATION/NEW CONST.	GENERAL
5/11/2018		2,122.50	276,592.42	NICHOL MELBURG & ROSS.	J WING PLANS	CLASSROOMS
5/11/2018		2,522.99	274,069.43	PRO AGGREGATE INC.	DG FOR SHOT PUT	STADIUM/TRACK
5/11/2018		139.75	273,929.68	RED TRUCK ROCK YARD	CONCRETE FOR DISCUS	STADIUM/TRACK
5/11/2018		853.68	273,076.00	US BANK	LUMBER FOR THROWING PITS	STADIUM/TRACK
5/11/2018		1,435.59	271,640.41	W.W. GRAINGER, INC	AUTOMATIC GATE PARTS	STADIUM/TRACK
6/4/2018		3,900.00	267,740.41	CHICO ENVIRONMENTAL	PHASE 1 ENVIRONMENTAL STUDY	CLASSROOMS
6/4/2018		900.00	266,840.41	DWK	LEGAL COUNSEL	GENERAL
6/4/2018		71,393.57	195,446.84	HARBERT ROOFING, INC	SECOND PAYMENT ON ROOF	GYM
6/4/2018		920.00	194,526.84	HIGGINS PEST & WEED	FERTILIZER/HERBICIDE STADIUM	STADIUM/TRACK
6/4/2018		5,041.83	189,485.01	UNIVERSAL ATHLETICS SERVICES	TRACK EQUIPMENT	STADIUM/TRACK
6/20/2018		13,529.25	175,955.76	CHICO ENVIRONMENTAL	PHASE 1 ADDENDUM	CLASSROOMS
6/20/2018		629.00	175,326.76	DWK	LEGAL COUNSEL	GENERAL
6/27/2018		2,300.00	173,026.76	CHICO ENVIRONMENTAL	PHASE 1 ASSESSMENT	CLASSROOMS
7/23/2018		1,900.00	171,126.76	RED BLUFF/NORTH VALLEY FENCE	GATE INSTALL	STADIUM/TRACK
7/23/2018		2,825.00	168,301.76	URBAN FUTURES INC. ISOM	DISCLOSURE FILING	GENERAL
8/16/2018		1,310.57	166,991.19	THOMES CREEK SAND & GRAVEL	ROAD BASE FOR TURF	STADIUM/TRACK
8/17/2018		701.25	166,289.94	JACK SCHREDER & ASSOC.	MODERNIZATION/NEW CONST.	GENERAL
9/19/2018		6,240.00	160,049.94	CHICO ENVIRONMENTAL	DECLARATION/FILING DOCUMENTS	CLASSROOMS
9/19/2018		5,582.50	154,467.44	JACK SCHREDER & ASSOC.	MODERNIZATION/NEW CONST.	GENERAL
9/19/2018		193.95	154,273.49	OSCAR'S SIGNS	SIGNAGE FOR STADIUM	STADIUM/TRACK
9/19/2018		2,330.75	151,942.74	ZANE SCHREDER	REIMBURSEMENT FOR FEES	CLASSROOMS
9/26/2018		7,861.32	144,081.42	HARBERT ROOFING, INC	FINAL PAYMENT GYM ROOF	GYM
9/26/2018		2,550.00	141,531.42	NORTHERN SERVICES	EQUIPMENT RENTAL LANDSCAPE	STADIUM/TRACK
9/26/2018		1,500.00	140,031.42	ZANE SCHREDER	REIMBURSEMENT PHASE I FEES	CLASSROOMS
10/16/2018		636.00	139,395.42	DWK	LEGAL FEES	GENERAL
10/22/2018		2,518.60	136,876.82	CHICO ENVIRONMENTAL	DTSC DOCUMENT PREPARATION	CLASSROOMS
10/22/2018		1,732.50	135,144.32	JACK SCHREDER & ASSOC.	MODERNIZATION/NEW CONST.	GENERAL
11/6/2018		2,076.00	133,068.32	DWK	LEGAL FEES	GENERAL
11/6/2018		11,500.00	121,568.32	S&P GLOBAL	ANALYTICAL SERV. - SERIES B	GENERAL
11/21/2018	2,642,357.29		2,763,925.61	SERIES B - BOND SALE		
12/21/2018	57,642.71		2,821,568.32	SERIES B - BOND SALE		
12/12/2018		2,090.00	2,819,478.32	JACK SCHREDER & ASSOC.	MODERNIZATION/NEW CONST.	GENERAL
12/12/2018		7,822.65	2,811,655.67	MCCOY'S HARDWARE	POLE VAULT COVER	STADIUM/TRACK
12/12/2018		1,320.00	2,810,335.67	NORTHERN SERVICES	EQUIPMENT RENTAL LANDSCAPE	STADIUM/TRACK
12/19/2018		825.00	2,809,510.67	JACK SCHREDER & ASSOC.	MODERNIZATION/NEW CONST.	GENERAL
1/25/2019		701.25	2,808,809.42	JACK SCHREDER & ASSOC.	MODERNIZATION/NEW CONST.	GENERAL
1/25/2019		1,132.00	2,807,677.42	NICHOL MELBURG & ROSS.	ARCHITECT	CLASSROOMS
2/14/2019		500.00	2,807,177.42	URBAN FUTURES INC. ISOM	ANNUAL DEBT TRANSFER REPORT	GENERAL
3/19/2019		2,860.00	2,804,317.42	JACK SCHREDER & ASSOC.	MODERNIZATION/NEW CONST.	GENERAL
3/19/2019		5,000.00	2,799,317.42	KCOE ISOM	17-18 BOND AUDIT FEES	GENERAL

4/1/2019		2,685.35	2,796,632.07	DTSC	STATE FEES - ENVIRONMENTAL	CLASSROOMS
4/1/2019		2,832.50	2,793,799.57	JACK SCHREDER & ASSOC.	MODERNIZATION/NEW CONST.	GENERAL
4/1/2019		750.00	2,793,049.57	ROBERTSON ERIKSON	PRELIMINARY ENGINEERING	CLASSROOMS
4/12/2019		1,806.21	2,791,243.36	BOARD OF EQUALIZATION	2018 USE TAX	GENERAL
5/6/2019		536.25	2,790,707.11	JACK SCHREDER & ASSOC.	MODERNIZATION/NEW CONST.	GENERAL
6/12/2019		1,911.25	2,788,795.86	JACK SCHREDER & ASSOC.	MODERNIZATION/NEW CONST.	GENERAL
6/12/2019		728.80	2,788,067.06	MID PACIFIC ENGINEERING, INC	SOIL TESTING	CLASSROOMS
6/12/2019		4,952.50	2,783,114.56	NICHOL MELBURG & ROSS.	ARCHITECT FEES	CLASSROOMS
6/12/2019		2,500.00	2,780,614.56	URBAN FUTURES INC. ISOM	DISCLOSURE FILING	GENERAL
6/12/2019		7,800.00	2,772,814.56	ZANE SCHREDER	REIMBURSEMENT - STOTT MOVER	CLASSROOMS

TOTAL REVENUE:	5,705,436.00
TOTAL EXPENDITURES:	2,932,621.44
BALANCE:	2,772,814.56

BOND REVENUE/EXPENDITURES

Total Revenue as of 6/13/19 (After Last Oversight Mtg of 18/19 FY)	\$5,705,436.00
Total Spent as of 6/13/19 (After Last Oversight Mtg of 18/19 FY)	\$2,932,621.44
Beginning Balance 6/13/19 (After Last Oversight Mtg of 18/19 FY)	\$2,772,814.56

DATE	REVENUE	EXPENDITURES	BALANCE	VENDOR	DESCRIPTION	PROJECT
7/1/2019		884,457.60	1,888,356.96	AMERICAN MODULAR SYSTEMS	MODULAR CLASSROOMS	CLASSROOMS
7/1/2019		1,416.25	1,886,940.71	JACK SCHREDER & ASSOC.	MODERNIZATION/NEW CONSTR.	GENERAL
7/1/2019		186,010.00	1,700,930.71	JPB DESIGNS INC	SITE WORK	CLASSROOMS
7/1/2019		1,738.90	1,699,191.81	MID PACIFIC ENGINEERING	SOIL TESTINGS	CLASSROOMS
7/1/2019		6,509.00	1,692,682.81	NMR	ARCHITECT	CLASSROOMS
7/1/2019		28,854.00	1,663,828.81	ZANE SCHREDER	PROJECT MANAGER	CLASSROOMS
7/8/2019		2,000.00	1,661,828.81	CHAVAN & ASSOCIATES	BOND AUDIT	GENERAL
7/29/2019		82.50	1,661,746.31	JACK SCHREDER & ASSOC.	MODERNIZATION/NEW CONSTR.	GENERAL
7/29/2019		1,927.20	1,659,819.11	MID PACIFIC ENGINEERING	SOIL TESTINGS	CLASSROOMS
7/29/2019		27.99	1,659,791.12	AMAZON CAPITAL SERVICES	TEMPORARY NETWORK SUPPLIES	CLASSROOMS
7/29/2019		977.96	1,658,813.16	CDW GOVERNMENT	TECH SUPPLIES NEW WING	CLASSROOMS
7/29/2019		99.68	1,658,713.48	LODI IRRIGATION	IRRIGATION FOR NEW QUAD	CLASSROOMS
7/29/2019		1,781.68	1,656,931.80	GRAINGER	TECH SUPPLIES NEW WING	CLASSROOMS
7/29/2019		3,361.65	1,653,570.15	WALBERG, INC	TRENCH PLATES	CLASSROOMS
9/18/2019		386,946.40	1,266,623.75	AMERICAN MODULAR SYSTEMS	MODULAR CLASSROOMS	CLASSROOMS
9/18/2019		163.79	1,266,459.96	CDW GOVERNMENT	CLASSROOM TECHNOLOGY	CLASSROOMS
9/18/2019		1,709.20	1,264,750.76	EWING IRRIGATION	J WING LANDSCAPING	CLASSROOMS
9/18/2019		5,512.26	1,259,238.50	GAYNOR TELESYSTEMS	CLASSROOM CABLING	CLASSROOMS
9/18/2019		758,271.00	500,967.50	JPB DESIGNS INC	CLASSROOM CONTRACTOR	CLASSROOMS
9/18/2019		3,182.40	497,785.10	MID PACIFIC ENGINEERING	SOIL TESTINGS	CLASSROOMS
9/18/2019		14,645.25	483,139.85	NMR	ARCHITECT	CLASSROOMS
9/18/2019		39,000.00	444,139.85	RAY DALTON CONSULTING	INSPECTOR OF RECORD	CLASSROOMS
9/25/2019		136.82	444,003.03	AMAZON CAPITAL SERVICES	CLASSROOM TECHNOLOGY	CLASSROOMS
9/25/2019		1,393.68	442,609.35	US BANK	CLASSROOM TECHNOLOGY	CLASSROOMS
10/4/2019		1,409.37	441,199.98	CDW GOVERNMENT	CLASSROOM TECHNOLOGY	CLASSROOMS
10/14/2019		261.50	440,938.48	AMAZON CAPITAL SERVICES	CLASSROOM TECHNOLOGY	CLASSROOMS
10/14/2019		21,642.01	419,296.47	GAYNOR TELESYSTEMS	CLASSROOM CABLING	CLASSROOMS
10/14/2019		4,280.65	415,015.82	GINNO'S KITCHEN & APPLIANCE	J-7 APPLIANCES	CLASSROOMS
10/14/2019		1,276.40	413,739.42	MID PACIFIC ENGINEERING	SOIL TESTINGS	CLASSROOMS
10/14/2019		754.25	412,985.17	OSCAR'S SIGNS	STADIUM SIGN	STADIUM
10/14/2019		56,031.00	356,954.17	ZANE SCHREDER	PROJECT MANAGER	CLASSROOMS
10/29/2019		1,485.00	355,469.17	JACK SCHREDER & ASSOC.	STATE GRANT CONSULTING	CLASSROOMS
10/29/2019		2,456.66	353,012.51	NMR	ARCHITECT	CLASSROOMS
11/1/2019		11,158.50	341,854.01	DGS	CLASSROOM PLAN APPROVAL	CLASSROOMS
11/15/2019		19,900.00	321,954.01	NORTH AMERICAN TECH. SVC.	IN PLANT INSPECTION - CLASSRO	CLASSROOMS
11/18/2019		412.50	321,541.51	JACK SCHREDER & ASSOC.	STATE GRANT CONSULTING	CLASSROOMS
12/2/2019		385.00	321,156.51	JESSEE HEATING & AIR	J-7 HVAC WORK	CLASSROOMS
12/2/2019		525.00	320,631.51	MID PACIFIC ENGINEERING	SOIL TESTINGS	CLASSROOMS
12/4/2019		1,950.36	318,681.15	WESTERN TREE NURSERY	J WING LANDSCAPING	CLASSROOMS
12/4/2019		165.00	318,516.15	NORTHERN PROPERTY SVC.	EQUIPMENT RENTAL LANDSCAPIN	CLASSROOMS
12/18/2019		10,425.00	308,091.15	NMR	BUILDING SUBSTITUTION PLANS	CLASSROOMS
1/9/2020		10,497.93	297,593.22	CALIFORNIA SAFETY COMPANY	J WING FIRE ALARMS C.O.	CLASSROOMS
1/9/2020		16,223.54	281,369.68	NMR	J WING PROJECT CLOSEOUT	CLASSROOMS
1/9/2020		862.50	280,507.18	ROBERTSON ERICKSON	PARKING LOT SCHEMATIC	SAFETY
1/14/2020		385.00	280,122.18	JESSE HEATING & AIR	J WING SMOKE ALARM	CLASSROOMS
1/24/2020		5,909.60	274,212.58	GAYNOR TELESYSTEMS	3 NEW J WING CAMERAS	SAFETY
2/7/2020		7,753.12	266,459.46	NMR	BIDDING FOR I WING	CLASSROOMS

This Meeting 52,056.69

TOTAL REVENUE:	5,705,436.00
TOTAL EXPENDITURES:	5,438,976.54
BALANCE:	266,459.46

BOND REVENUE/EXPENDITURES

Total Revenue as of 3/5/20 (After Last Oversight Mtg of 19/20 FY) \$5,705,436.00
 Total Spent as of 3/5/20 (After Last Oversight Mtg of 19/20 FY) \$5,438,976.54
 Beginning Balance 3/5/20 (After Last Oversight Mtg of 19/20 FY) \$266,459.46

DATE	REVENUE	EXPENDITURES	BALANCE	VENDOR	DESCRIPTION	PROJECT
3/9/2020		701.25	265,758.21	JACK SCHREDER & ASSOC	Consulting for State Funding	GENERAL
3/13/2020		2,000.00	263,758.21	CHAVAN & ASSOCIATES LLP	Auditor for Bond Fund	GENERAL
6/24/2020		625.14	263,133.07	NORTHER PROPERTY SERV	Equipment Rental - Landscaping	CLASSROOMS
7/6/2020		71,648.00	191,485.07	AMERICAN MODULAR SYSTEMS	Modular Classrooms	CLASSROOMS
7/9/2020	2,450,000.00		2,641,485.07		Revenue from Sale of Series C	CLASSROOMS
7/20/2020		1,683.06	2,639,802.01	CDW GOVERNMENT	Misc Tech Supplies for Classrooms	CLASSROOMS
7/20/2020		31,017.50	2,610,467.57	MUSE CONCRETE CONTRACTORS	Site Work for Classrooms	CLASSROOMS
7/27/2020		331.87	2,610,135.70	CDW GOVERNMENT	Misc Tech Supplies for Classrooms	CLASSROOMS
8/4/2020		254.45	2,609,881.25	CDW GOVERNMENT	Misc Tech Supplies for Classrooms	CLASSROOMS
8/12/2020		83.98	2,609,797.27	CDW GOVERNMENT	Misc Tech Supplies for Classrooms	CLASSROOMS
8/12/2020		3,083.82	2,606,713.45	GAYNOR TELESYSTEMS	Networking for New Classrooms	CLASSROOMS
8/12/2020		7,200.00	2,599,513.45	ZANE SCHREDER	Construction Manager	CLASSROOMS
8/12/2020		49,627.25	2,549,886.20	ZANE SCHREDER	Construction Manager	CLASSROOMS
8/19/2020		247.50	2,549,638.70	JACK SCHREDER & ASSOC	Consulting for State Funding	GENERAL
8/19/2020		887.60	2,548,751.10	MID PACIFIC ENGINEERING INC	Soil Testing for Classrooms	CLASSROOMS
8/19/2020		30,000.00	2,518,751.10	RAY DALTON CONSULTING	Inspector of Record for Classrooms	CLASSROOMS
8/19/2020		990.00	2,517,761.10	US BANK	Misc Tech Supplies for Classrooms	CLASSROOMS
8/27/2020		228.43	2,517,532.67	CDW GOVERNMENT	Misc Tech Supplies for Classrooms	CLASSROOMS
9/21/2020		161.25	2,517,371.42	AMAZON CAPITAL SERVICES	I Wing Classroom Video Materials	CLASSROOMS
9/21/2020		1,405.00	2,515,966.42	HUE AND CRY	Move Alarms to New Classrooms	CLASSROOMS
9/21/2020		825.00	2,515,141.42	JACK SCHREDER & ASSOC	Consulting for State Funding	CLASSROOMS
9/21/2020		101,321.30	2,413,820.12	MUSE CONCRETE CONTRACTORS	Site Work for Classrooms	CLASSROOMS
10/7/2020		452.36	2,413,367.76	US BANK	Blinds for New Classrooms	CLASSROOMS
10/12/2020		880.25	2,412,487.51	GRAINGER, INC	Storage for New Classrooms	CLASSROOMS
11/2/2020		18.32	2,412,469.19	CDW GOVERNMENT	Projectors Mounts/Screens	CLASSROOMS
11/2/2020		3,381.99	2,409,087.20	GAYNOR TELESYSTEMS	Networking for New Classrooms	CLASSROOMS
1/7/2021		232,657.75	2,176,429.45	AMERICAN MODULAR SYSTEMS	Modular Classrooms	CLASSROOMS
1/7/2021		9,538.22	2,166,891.23	NICHOLS MELBURG & ROSETTO	Architect Services New Classrooms	CLASSROOMS
1/7/2021		10,629.57	2,156,261.66	RED BLUFF FENCE	Fencing Behind New Classrooms	CLASSROOMS
1/7/2021		8,757.75	2,147,503.91	ZANE SCHREDER	Project Manager Fees	CLASSROOMS

This Meeting 370,028.76

TOTAL REVENUE:	8,155,436.00
TOTAL EXPENDITURES:	6,009,615.15
BALANCE:	2,145,820.85

EXPENDITURES BY PROJECT

VENDOR	DESCRIPTION	GENERAL	STADIUM/TRACK	GYM	SAFETY	H 4-5 REMODEL	CLASSROOMS
PROCEEDS FROM SALE OF BOND							
DWK	ATTORNEY FEES	2,335.50					
DIV. OF STATE ARCHITECT	ACCESS COMPLIANCE		6,200.00				
ROBERTSON ERIKSON	TOPO/DRAINAGE STUDENT		7,990.00				
S&P GLOBAL	ANALYTICAL SERVICES	12,000.00					
DWK	ATTORNEY FEES	15.61					
TRI COUNTY NEWSPAPER	LEGAL AD - NOTICE FOR BID		237.08				
S&P GLOBAL	EXCESS PAYMENT						
STACKHOUSE ATHLETIC	VOLLEYBALL SYSTEM			9,978.79			
US BANK (CANDY LABS)	LICENSES FOR CAMERA SOFTWARE				98.00		
DWK	ATTORNEY FEES	2,748.50					
DELTA BLUEGRASS	SOD FOR STADIUM		77,662.50				
EWING IRRIGATION	IRRIGATION FOR STADIUM		1,081.96				
JACK SCHREDER & ASSOC.	MODERNIZATION/NEW CONST.	447.50					
MID PACIFIC ENGINEERING, INC	SOIL TESTING FOR STADIUM		2,415.00				
NICHOL MELBURG & ROSS.	DESIGN/DOCS/BIDDING		65,175.00				
PACIFIC BUILDING CCONSULTANTS	ROOF SURVEY			5,000.00			
ENTERPRISE RECORD	LEGAL AD - STADIUM IMPROV.		337.27				
DOLLAR GEN. -JB CALCARD	BOND COMMITTEE SUPPLIES	25.43					
SAFEWAY - JB CALCARD	BOND COMMITTEE SUPPLIES	64.83					
US BANK (CANDY LABS)	CAMERAS & SOFTWARE				297.00		
ISOM ADVISORS	FINANCIAL ADVISORY	72,435.82					
CORNING ACE HARDWARE	HARDWARE SUPPLIES					40.55	
CORNING CARPET	CARPET FOR H4/5					3,996.36	
CORNING LUMBER COMPANY	SUPPLIES FOR H4/5					39.79	
EWING IRRIGATION	IRRIGATION FOR STADIUM		1,080.65				
GAYNOR TELESYSTEMS	CAMERA SYSTEM				81,978.02		
HIGGINS WEED & PEST	FERTILIZER/HERBICIDE STADIUM		710.00				
JACK SCHREDER & ASSOC.	MODERNIZATION/NEW CONST.	3,506.25					
MCCOY'S HARDWARE	HARDWARE SUPPLIES					88.13	
NICHOL MELBURG & ROSS.	ARCHITECT FEES		6,665.63				
NORCAL ENVIRONMENTAL	ASBESTOS INSPECTION						2,490.00
RAY DALTON CONSULTING	INSPECTOR OF RECORD		3,200.00				
ROBERTSON ERIKSON	SURVEYING		6,322.50				
SNL GROUP, INC	CONTRACTOR FOR STADIUM		164,016.08				
ZANE SCHREDER	CONSTRUCTION MANAGER		30,147.70				
SNL GROUP, INC	CONTRACTOR FOR STADIUM		547,889.85				
LEO GUNTHER ENTERPRISES	STADIUM SOUND SYSTEM		10,386.87				
US BANK	WIFI EQUIPMENT					378.81	
US BANK	WATER STATIONS/HOSE		1,436.13				
SNL GROUP, INC	CONTRACTOR FOR STADIUM		320,065.35				
ZANE SCHREDER	CONSTRUCTION MANAGER		15,073.85				
BEYNON SPORTS SURFACES	ALL WEATHER TRACK SURFACING		112,413.25				
CONSOLODATED ELECTRICAL DIST	ELECTRICAL SUPPLIES		189.48				
DELTA BLUEGRASS	SOD FOR STADIUM		18,202.50				
EWING IRRIGATION	IRRIGATION FOR STADIUM		161.25				
HIGGINS PEST & WEED	FERTILIZER/HERBICIDE STADIUM		540.00				
HUE & CRY	FIRE ALARM PANEL				29,100.00		
J.W. WOOD	VALVE WIRE		332.25				
JACK SCHREDER & ASSOC.	MODERNIZATION/NEW CONST.	4,785.00					
MID PACIFIC ENGINEERING, INC	SOIL TESTING FOR STADIUM		7,374.20				
NICHOL MELBURG & ROSS.	ARCHITECT FEES		13,627.51				
RED BLUFF DAILY NEWS	BID ADVERTISING		337.27				
RED BLUFF/NORTH VALLEY FENCE	STADIUM FENCING - VISITOR SIDE		15,895.87				
DWK	ATTORNEY FEES	1,959.50					
DIV. OF STATE ARCHITECT	PLAN REVIEW FEE						33,750.00
DIV. OF STATE ARCHITECT	PLAN REVIEW FEE						87,150.00
EWING IRRIGATION	IRRIGATION FOR NE STADIUM		232.43				
THE PARK CATALOG HIGHLAND	BLEACHERS		26,708.75				
BSN SPORTS	TRACK COVERS		988.94				
DWK	ATTORNEY FEES	6,994.00					
EWING IRRIGATION	IRRIGATION		265.94				
JACK SCHREDER & ASSOC.	MODERNIZATION/NEW CONST.						1,767.50
MID PACIFIC ENGINEERING, INC	TESTING AGGREGATE/ASHPALT	667.20					
NICHOL MELBURG & ROSS.	ARCHITECT FEES/CLOSEOUT						13,281.86
RAY DALTON CONSULTING	INSPECTOR OF RECORD/CLOSEOUT						1,200.00
SNL GROUP, INC	CONTRACTOR FOR STADIUM		53,676.05				
WESTERN TREE NURSERY	LANDSCAPING NORTH STADIUM		1,425.79				
ZANE SCHREDER	CONSTRUCTION MANAGER		15,073.85				
BEYNON SPORTS SURFACES	ALL WEATHER TRACK SURFACING		178,619.75				
DIV. OF STATE ARCHITECT	CLOSEOUT FEES						3,412.90
EWING IRRIGATION	IRRIGATION NORTHEAST CORNER		288.72				
ROBERTSON ERIKSON	ENGINEERING						6,900.00
SNL GROUP, INC	CONTRACTOR FOR STADIUM		57,139.25				
AMAZON CAPITAL SERVICES	WATER BROOM FOR TRACK		297.01				
DWK	ATTORNEY FEES	1,776.80					
JACK SCHREDER & ASSOC.	CONF. W/ PROJECT MANAGER						866.25
LELAND HOGAN	TRANSPORT OF TURF		215.00				
NICHOL MELBURG & ROSS.	H, I, J WING ARCHITECT FEES						329,488.53
RED BLUFF/NORTH VALLEY FENCE	GATE FOR NORTH END OF TRACK		3,217.87				
RICHEY ATHLETICS	TRACK EQUIPMENT		30,157.31				
S&K SEAL & STRIPE	FIXING BLACKTOP DRAINAGE		4,825.00				
TITTLE & COMPANY	BOND ANNUAL AUDIT	1,750.00					
TKO ELECTRONICS, INC	TRACK TIMING SYSTEM		738.53				
UNIVERSAL ATHLETICS SERVICES	TRACK EQUIPMENT		11,565.02				
URBAN FUTURES INC. ISOM	FILE DEBT TRANSPARENCY REPORT	500.00					
W.W. GRAINGER, INC	BLOWER FOR TRACK MAINTENANCE		773.54				

ZANE SCHREDER	CONSTRUCTION MANAGER						26,750.00
US BANK	LIGHTING FOR CAMERAS				751.20		
HIGGINS PEST & WEED	FERTILIZER/HERBICIDE STADIUM		760.00				
NICHOL MELBURG & ROSS.	J WING PLANS						30,922.48
UNIVERSAL ATHLETICS SERVICES	TRACK EQUIPMENT		5,223.72				
DWK	LEGAL COUNSEL	376.00					
HARBERT ROOFING, INC	FIRST PAYMENT ON NEW ROOF				115,000.00		
JACK SCHREDER & ASSOC.	MODERNIZATION/NEW CONST.	247.50					
NICHOL MELBURG & ROSS.	J WING PLANS						2,122.50
PRO AGGREGATE INC.	DG FOR SHOT PUT		2,522.99				
RED TRUCK ROCK YARD	CONCRETE FOR DISCUS		139.75				
US BANK	LUMBER FOR THROWING PITS		853.68				
W.W. GRAINGER, INC	AUTOMATIC GATE PARTS		1,435.59				
CHICO ENVIRONMENTAL	PHASE 1 ENVIRONMENTAL STUDY						3,900.00
DWK	LEGAL COUNSEL	900.00					
HARBERT ROOFING, INC	SECOND PAYMENT ON ROOF				71,393.57		
HIGGINS PEST & WEED	FERTILIZER/HERBICIDE STADIUM		920.00				
UNIVERSAL ATHLETICS SERVICES	TRACK EQUIPMENT		5,041.83				
CHICO ENVIRONMENTAL	PHASE 1 ADDENDUM						13,529.25
DWK	LEGAL COUNSEL	629.00					
CHICO ENVIRONMENTAL	PHASE 1 ASSESSMENT						2,300.00
RED BLUFF/NORTH VALLEY FENCE	GATE INSTALL		1,900.00				
URBAN FUTURES INC. ISOM	DISCLOSURE FILING	2,825.00					
THOMES CREEK SAND & GRAVEL	ROAD BASE FOR TURF		1,310.57				
JACK SCHREDER & ASSOC.	MODERNIZATION/NEW CONST.	701.25					
CHICO ENVIRONMENTAL	DECLARATION/FILING DOCUMENTS						6,240.00
JACK SCHREDER & ASSOC.	MODERNIZATION/NEW CONST.	5,582.50					
OSCAR'S SIGNS	SIGNAGE FOR STADIUM		193.95				
ZANE SCHREDER	REIMBURSEMENT FOR FEES						2,330.75
HARBERT ROOFING, INC	FINAL PAYMENT GYM ROOF				7,861.32		
NORTHERN SERVICES	EQUIPMENT RENTAL LANDSCAPE		2,550.00				
ZANE SCHREDER	REIMBURSEMENT PHASE I FEES						1,500.00
DWK	LEGAL FEES	636.00					
CHICO ENVIRONMENTAL	DTSC DOCUMENT PREPARATION						2,518.60
JACK SCHREDER & ASSOC.	MODERNIZATION/NEW CONST.	1,732.50					
DWK	LEGAL FEES	2,076.00					
S&P GLOBAL	ANALYTICAL SERV. - SERIES B	11,500.00					
JACK SCHREDER & ASSOC.	MODERNIZATION/NEW CONST.	2,090.00					
MCCOY'S HARDWARE	POLE VAULT COVER		7,822.65				
NORTHERN SERVICES	EQUIPMENT RENTAL LANDSCAPE		1,320.00				
JACK SCHREDER & ASSOC.	MODERNIZATION/NEW CONST.	825.00					
JACK SCHREDER & ASSOC.	MODERNIZATION/NEW CONST.	701.25					
NICHOL MELBURG & ROSS.	ARCHITECT						1,132.00
URBAN FUTURES INC. ISOM	ANNUAL DEBT TRANSFER REPORT	500.00					
JACK SCHREDER & ASSOC.	MODERNIZATION/NEW CONST.	2,860.00					
KCOE ISOM	17-18 BOND AUDIT FEES	5,000.00					
DTSC	STATE FEES - EVIRONMENTAL						2,685.35
JACK SCHREDER & ASSOC.	MODERNIZATION/NEW CONST.	2,832.50					
ROBERTSON ERIKSON	PRELIMINARY ENGINEERING						750.00
BOARD OF EQUALIZATION	2018 USE TAX	1,806.21					
JACK SCHREDER & ASSOC.	MODERNIZATION/NEW CONST.	536.25					
JACK SCHREDER & ASSOC.	MODERNIZATION/NEW CONST.	1,911.25					
MID PACIFIC ENGINEERING, INC	SOIL TESTING						728.80
NICHOL MELBURG & ROSS.	ARCHITECT FEES						4,952.50
URBAN FUTURES INC. ISOM	DISCLOSURE FILING	2,500.00					
ZANE SCHREDER	REIMBURSEMENT - STOTT MOVERS						7,800.00

TOTAL:	160,780.15	1,855,370.48	209,233.68	112,224.22	4,543.64	590,469.27
CUMULATIVE TOTAL SPENT:			2,932,621.44			

EXPENDITURES BY PROJECT

Total Spent as of 6/13/19

\$160,780.15 \$1,855,370.48 \$209,233.68 \$112,224.22 \$595,012.91

VENDOR	DESCRIPTION	GENERAL	STADIUM	GYM	SAFETY	CLASSROOMS
AMERICAN MODULAR SYSTEMS	MODULAR CLASSROOMS					884,457.60
JACK SCHREDER & ASSOC.	MODERNIZATION/NEW CONSTR.	1,416.25				
JPB DESIGNS INC	SITE WORK					186,010.00
MID PACIFIC ENGINEERING	SOIL TESTINGS					1,738.90
NMR	ARCHITECT					6,509.00
ZANE SCHREDER	PROJECT MANAGER					28,854.00
CHAVAN & ASSOCIATES	BOND AUDIT	2,000.00				
JACK SCHREDER & ASSOC.	MODERNIZATION/NEW CONSTR.	82.50				
MID PACIFIC ENGINEERING	SOIL TESTINGS					1,927.20
AMAZON CAPITAL SERVICES	TEMPORARY NETWORK SUPPLIES					27.99
CDW GOVERNMENT	TECH SUPPLIES NEW WING					977.96
LODI IRRIGATION	IRRIGATION FOR NEW QUAD					99.68
GRAINGER	TECH SUPPLIES NEW WING					1,781.68
WALBERG, INC	TRENCH PLATES					3,361.65
AMERICAN MODULAR SYSTEMS	MODULAR CLASSROOMS					386,946.40
CDW GOVERNMENT	CLASSROOM TECHNOLOGY					163.79
EWING IRRIGATION	J WING LANDSCAPING					1,709.20
GAYNOR TELESYSTEMS	CLASSROOM CABLING					5,512.26
JPB DESIGNS INC	CLASSROOM CONTRACTOR					758,271.00
MID PACIFIC ENGINEERING	SOIL TESTINGS					3,182.40
NMR	ARCHITECT					14,645.25
RAY DALTON CONSULTING	INSPECTOR OF RECORD					39,000.00
AMAZON CAPITAL SERVICES	CLASSROOM TECHNOLOGY					136.82
US BANK	CLASSROOM TECHNOLOGY					1,393.68
CDW GOVERNMENT	CLASSROOM TECHNOLOGY					1,409.37
AMAZON CAPITAL SERVICES	CLASSROOM TECHNOLOGY					261.50
GAYNOR TELESYSTEMS	CLASSROOM CABLING					21,642.01
GINNO'S KITCHEN & APPLIANCE	J-7 APPLIANCES					4,280.65
MID PACIFIC ENGINEERING	SOIL TESTINGS					1,276.40
OSCAR'S SIGNS	STADIUM SIGN		754.25			
ZANE SCHREDER	PROJECT MANAGER					56,031.00
JACK SCHREDER & ASSOC.	STATE GRANT CONSULTING					1,485.00
NMR	ARCHITECT					2,456.66
DGS	CLASSROOM PLAN APPROVAL					11,158.50
NORTH AMERICAN TECH. SVC.	IN PLANT INSPECTION - CLASSROOMS					19,900.00
JACK SCHREDER & ASSOC.	STATE GRANT CONSULTING					412.50
JESSEE HEATING & AIR	J-7 HVAC WORK					385.00
MID PACIFIC ENGINEERING	SOIL TESTINGS					525.00
WESTERN TREE NURSERY	J WING LANDSCAPING					1,950.36
NORTHERN PROPERTY SVC.	EQUIPMENT RENTAL LANDSCAPING					165.00
NMR	BUILDING SUBSTITUTION PLANS					10,425.00
CALIFORNIA SAFETY COMPANY	J WING FIRE ALARMS C.O.					10,497.93
NMR	J WING PROJECT CLOSEOUT					16,223.54
ROBERTSON ERICKSON	PARKING LOT SCHEMATIC				862.50	
JESSE HEATING & AIR	J WING SMOKE ALARM					385.00
GAYNOR TELESYSTEMS	3 NEW J WING CAMERAS				5,909.60	
NMR	BIDDING FOR I WING					7,753.12

TOTAL:	164,278.90	1,856,124.73	209,233.68	118,996.32	3,090,342.91
CUMULATIVE TOTAL SPENT:			5,438,976.54		

EXPENDITURES BY PROJECT

Total Spent as of 3/5/20

\$164,278.90 \$1,856,124.73 \$209,233.68 \$118,996.32 \$3,090,342.91

VENDOR	DESCRIPTION	GENERAL	STADIUM	GYM	SAFETY	CLASSROOMS
JACK SCHREDER & ASSOC	Consulting for State Funding	701.25				
CHAVAN & ASSOCIATES LLP	Auditor for Bond Fund	2,000.00				
NORTHER PROPERTY SERV	Equipment Rental - Landscaping					625.14
AMERICAN MODULAR SYSTEMS	Modular Classrooms					71,648.00
	Revenue from Sale of Series C					
CDW GOVERNMENT	Misc Tech Supplies for Classrooms					1,683.06
MUSE CONCRETE CONTRACTORS	Site Work for Classrooms					31,017.50
CDW GOVERNMENT	Misc Tech Supplies for Classrooms					331.87
CDW GOVERNMENT	Misc Tech Supplies for Classrooms					254.45
CDW GOVERNMENT	Misc Tech Supplies for Classrooms					83.98
GAYNOR TELESYSTEMS	Networking for New Classrooms					3,083.82
ZANE SCHREDER	Construction Manager					7,200.00
ZANE SCHREDER	Construction Manager					49,627.25
JACK SCHREDER & ASSOC	Consulting for State Funding	247.50				
MID PACIFIC ENGINEERING INC	Soil Testing for Classrooms					887.60
RAY DALTON CONSULTING	Inspector of Record for Classrooms					30,000.00
US BANK	Misc Tech Supplies for Classrooms					990.00
CDW GOVERNMENT	Misc Tech Supplies for Classrooms					228.43
AMAZON CAPITAL SERVICES	I Wing Classroom Video Materials					161.25
HUE AND CRY	Move Alarms to New Classrooms					1,405.00
JACK SCHREDER & ASSOC	Consulting for State Funding					825.00
MUSE CONCRETE CONTRACTORS	Site Work for Classrooms					101,321.30
US BANK	Blinds for New Classrooms					452.36
GRAINGER, INC	Storage for New Classrooms					880.25
CDW GOVERNMENT	Projectors Mounts/Screens					18.32
GAYNOR TELESYSTEMS	Networking for New Classrooms					3,381.99
AMERICAN MODULAR SYSTEMS	Modular Classrooms					232,657.75
NICHOLS MELBURG & ROSETTO	Architect Services New Classrooms					9,538.22
RED BLUFF FENCE	Fencing Behind New Classrooms					10,629.57
ZANE SCHREDER	Project Manager Fees					8,757.75

TOTAL:	167,227.7	1,856,124.73	209,233.68	118,996.32	3,658,032.77
CUMULATIVE TOTAL SPENT:			6,009,615.15		